


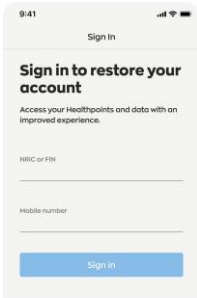
How to sign up for National Steps Challenge™



Step 1

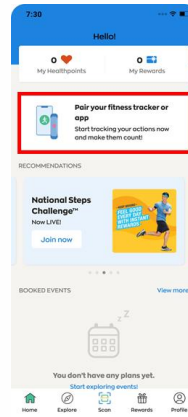
Download or update to the latest version of the Healthy 365 app*.

*The latest version of the Healthy 365 app requires your device to be running on at least Android 6 or iOS 10.



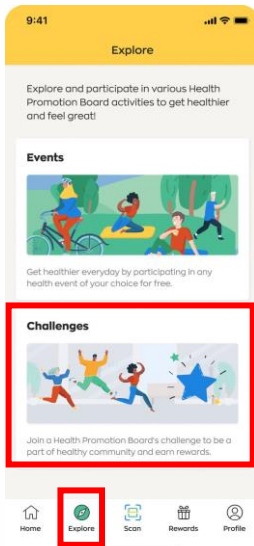
Step 2

Create or restore your profile.
A 4-digit One-Time-Password (OTP) will be sent via SMS to your registered mobile number.



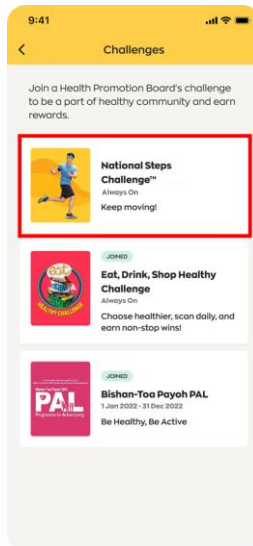
Step 3

Pair your preferred fitness tracking mode with the Healthy 365 app, if you have not yet done so.



Step 4

Tap on "Explore" under Menu and then tap "Challenges".



Step 5

Tap on "National Steps Challenge™".



Step 6

Agree to the Terms & Conditions, complete your Health Declaration and tap "Join Now".

Congratulations, you have successfully joined the challenge!