

How to verify your Healthy 365 account with Singpass

From 5 January 2023



Step 1

Download the latest version of the Healthy 365 app*.



Download now



Download on the App Store

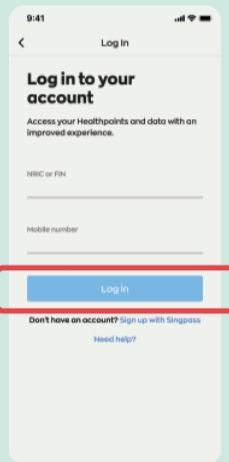
GET IT ON Google Play

*Requires a minimum of Android 9.0 or iOS 15.1

Existing users

Step 2

Sign in to the Healthy 365 app and enter the SMS OTP#.



Step 3

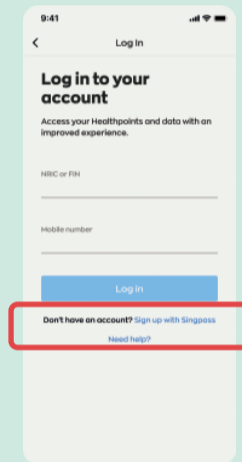
Tap on "Retrieve Myinfo with Singpass".



New users

Step 2

Tap on "Sign up with Singpass".



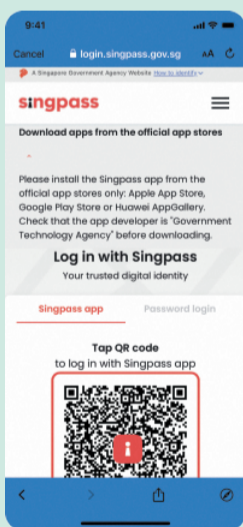
Step 3

Tap on "Retrieve Myinfo with Singpass".



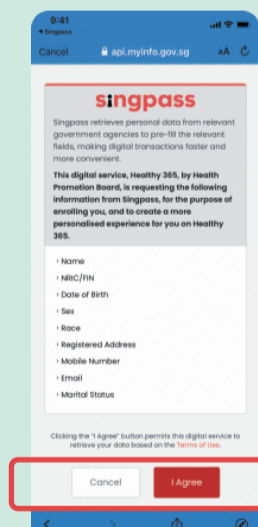
Step 4

Log in to your Singpass account.



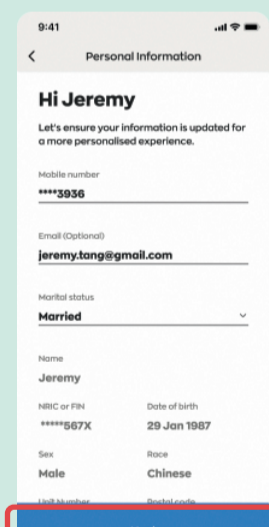
Step 5

Give your permission to access your data by tapping on "I Agree".



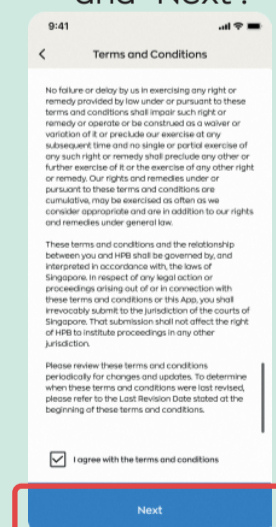
Step 6

You will be redirected back to your Healthy 365 profile page with your details^ pre-filled; tap on "Next".



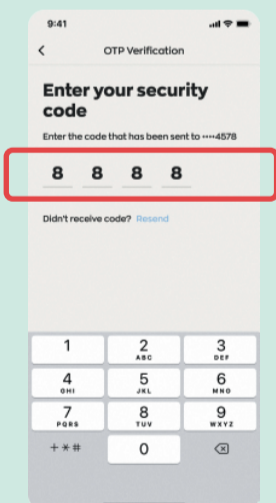
Step 7

Scroll to read the Terms and Conditions, then tap on the checkbox and "Next".



Step 8

Enter the SMS OTP#. Tap on "Submit" and you're done!



#Refrain from tapping on the "Resend" button multiple times to avoid receiving multiple OTPs subsequently.

^Please note that only Mobile number, Email address and Marital status are editable fields.

Don't have a Singpass account?

Register for a Singpass account now. (You will need a valid NRIC/FIN and be at least 15 years old to register).



For enquiries, please email HPB_Mailbox@hpb.gov.sg

